

# COOPERATIVE STUDENTS' TRAINING GUIDE

JOIN TO THE TEAM



**PRESENTATION: QUALITIES FOR COEXISTENCE**



**VALUES NEEDED IN COOPERATIVE STUDENTS**



**LET'S TALK ABOUT HELPING**



**DO'S AND DON'TS WHILE HELPING**



**TASKS THAT CAN BE DONE BY COOPERATIVE STUDENTS**



**HOW CAN WE HELP OTHERS? STEP-BY-STEP GUIDE**



**ROLE-PLAYING: BASED ON REAL CASES**



**LEARN ABOUT OTHER KEY SKILLS**



**EVALUATION**

# PRESENTATION: QUALITIES FOR COEXISTENCE



**NAME AND SURNAME**

**COUNTRY**



**LOG IN TO OUR PADLET  
WALL**



**YOU HAVE TO...**

Write a quality you think you have that is useful  
for coexistence and for solving conflicts



# THE QUALITIES FOR COEXISTENCE ARE...

QUALITIES	MARKS
1.-	
2.-	
3.-	
4.-	
5.-	
6.-	
7.-	

+ info



**VALUES NEEDED  
IN COOPERATIVE  
STUDENTS**



**CONFIDENTIALITY**

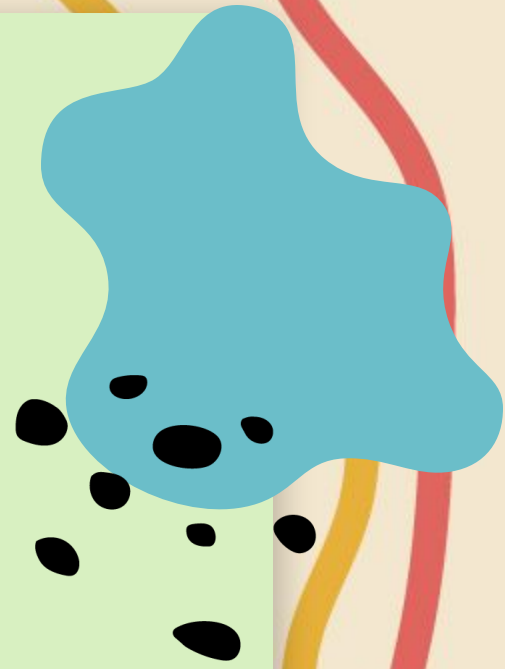
**RESPECT**

**EMPATHY**

**SOLIDARITY**

**COMMITMENT**


**AVAILABILITY**



# LET'S TALK ABOUT HELPING...



IN WHICH SITUATIONS HAVE YOU NEEDED HELP?



HOW HAVE YOU FELT ABOUT BEING HELPED?



HOW HAVE YOU FELT ABOUT NOT BEING HELPED?



SITUATIONS IN WHICH YOU HAVE/HAVEN'T HELPED?




HOW HAVE YOU FELT WHILE HELPING?



HOW HAVE YOU FELT NOT HAVING HELPED?



# DO'S AND DON'TS WHILE HELPING







## YES OR NO?

Of the following situations, point out those in which the cooperative student can participate and those in which they cannot.

1



Listening to those classmates who need it

3

Telling everything that happens in the class to others

5

Helping those who are sad

7

Helping to organize activities that can help the class to be better

9

Paying attention to make sure nothing bad happens in class

2

Separate those who are fighting, even if they have to be hit to do so

4

Mediating in the conflicts that may arise in the class

6

Fighting so that no one hits anyone in the class.

8

Helping classmates with schoolwork

10

Informing classmates of possible help they can find at school to solve a problem

11

Discovering different problems that occur in the class to learn how to find solutions and being able to intervene before they get worse

12

When you do not know what to do or how to help, referring the problem to other helpers



LET'S RECAP!  
A COOPERATIVE STUDENT...



IS.....

IS NOT.....





# TASKS THAT CAN BE DONE BY COOPERATIVE STUDENTS



***INFORM***

***WELCOME***

***LISTEN***

***REFER***

***DISSEMINATE***

***DETECT***



# HOW CAN WE HELP OTHERS?



+ info

- Approaching
- Accompaniment
- Deepening
- Following-up
- Distancing

## STEP-BY-STEP GUIDE







# ROLE PLAYING

## YOUR TURN! SHOW WHAT YOU HAVE LEARNED



Come up with a possible course of action for the cases provided. You can indicate:

- Guidelines for the approaching stage
- Steps for conflict resolution
- Phases of support (if prolonged over time)
- Persons involved



**Questions for the activity “Role-playing: Cases for helping”**

**Select all the aspects you may see during the roleplay and justify all your answers. If you have any doubt or suggestion feel free to say it.**

**1. Values and tasks of the cooperative students**

	You have seen	You haven't seen
Inform		
Disseminate		
Welcome		
Listen		
Detect		
Refer		
Value		
Confidentiality		
Commitment		
Respect		
Solidarity		
Availability		

**2. Steps for helping**

	You have seen	You haven't seen
Approaching		
Accompaniment		
Deepening		
Follow-up		
Distancing		

**3. Steps of the approachment**

	You have seen	You haven't seen
Introduce ourselves		
We ask what happened		
Show empathy		
Ask how we can help		
Tell how we can help		
Remain at his/her disposal		



1

Two classmates have a confrontation at break time. It seems not to be serious but one of them is bleeding from the nose and insulting the other.



2

One of your classmates does not interact with the rest. She is very reserved. She was friends only with another classmate who has just left school. She is getting thinner and thinner. She may have an eating disorder.





3

A group of three students have been picking on a classmate lately who is shy and very studious. They make fun of him, push him. The group begins to see this as something normal.



# LEARN ABOUT OTHER KEY SKILLS





**ACTIVE LISTENING**



**EMPATHY**



**COMMUNICATION STYLES**



**GROUP DYNAMICS**

# EVALUATION





**YOU HAVE DONE  
A GREAT WORK!!**



**WE'LL CONTINUE  
LEARNING FROM EACH OTHER!**

**THANK YOU FOR THIS WONDERFUL TIME**

